


HMT360 Series Intrinsically Safe Humidity and Temperature Transmitters



The Vaisala HUMICAP® Humidity and Temperature Transmitter HMT361 wall mount transmitter, shown with six probe options, is designed specifically for hazardous and explosive environments.

Features/Benefits

- Measures humidity and temperature, outputs also dewpoint, mixing ratio, absolute humidity and wet bulb temperature
- Safe operation with the entire transmitter in hazardous areas: Division 1 and 2 (USA, Canada), Categories 1G / Zone 0 and 1D / Zone 20 with protection cover (EU)
- Intrinsically safe
- Designed for harsh conditions
- Vaisala HUMICAP® Sensor features high accuracy, excellent long-term stability, and negligible hysteresis
- Six probe options
- Temperature range between -40 ... +180°C (-40 ... +356°F) depending on the probe option
- NIST traceable (certificate included)

The Vaisala HUMICAP® Humidity and Temperature Transmitter Series HMT360 are the ideal solution for measuring humidity in hazardous areas. They operate safely and reliably even in the most hazardous classifications. The HMT360 transmitters' proven performance and technology conform with rigorous international standards.

Intrinsically safe

The entire HMT360 transmitter can be installed directly in explosive areas. It can withstand continuous exposure to potentially explosive environments that contain flammable gases or dust.

Customized configuration

Due to the microprocessor based electronics, options and accessories, the HMT360 series is truly flexible.

Customers may specify the transmitter configuration when ordering the instrument, however changes in configuration can also easily be made in the field.

Interchangeable probes

The HMT360 offers six probe options for various applications:

HMP361	- wall mount
HMP363	- confined spaces
HMP364	- pressurized spaces
HMP365	- high temperature
HMP367	- high humidity
HMP368	- pressurized pipelines

The interchangeable probes enable fast and easy removal or re-installation when required. Calibration, for example, is easy to perform due to the modular structure. All calibration coefficients are included in the probe unit itself, which means that probes can be switched between transmitter bodies without losing the accuracy.

Optimized sensors

In addition to the standard Vaisala HUMICAP® Sensor, an application specific, very chemically durable sensor is also available.


Long-term solution

The HMT360 transmitters are an investment; their rugged design, combined with trouble-free operation, ensure a long-term solution for monitoring humidity and dewpoint in explosive environments.

Customized calibration and maintenance contracts for the HMT360 series are available on request.



Interchangeable Probes for HMT360 Intrinsically Safe Humidity and Temperature Transmitter



The HMP361 probe in this picture has a stainless steel netting filter.

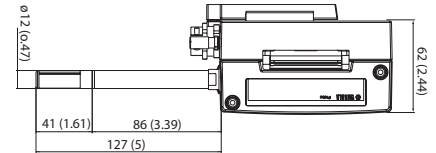
Technical Data

HMP361 for wall mounting

Temperature range	-40 ... +60 °C (-40 ... +140 °F)
Probe diameter	12 mm

Dimensions

Dimensions in mm (inches)



The HMP363 probe is small and fits into tight spaces. This one is connected with a teflon cable.

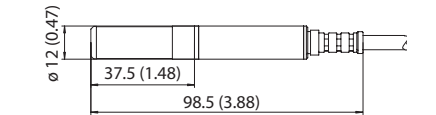
Technical Data

HMP363 for confined spaces

Temperature range with	
teflon cable	-40 ... +120 °C (-40 ... +248 °F)
rubber cable	-40 ... +80 °C (-40 ... +176 °F)
Probe cable length	2,5 or 10 meters
Probe diameter	12 mm
Installation	
Duct installation kit	210697
Cable Gland M20x1.5 with splitting seal	HMP247CG
Swagelok for 12mm probe, 1/2" NPT thread	SWG12NPT12

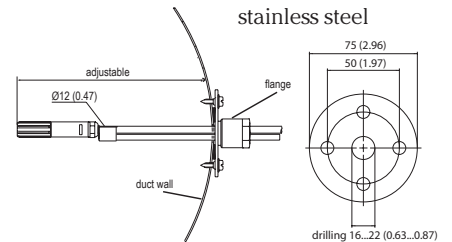
Dimensions

Dimensions in mm (inches)



Installation kit for duct mounting

Installation flange: aluminum or stainless steel



The HMP364 probe is designed for measurement in pressurized spaces or vacuum chambers.

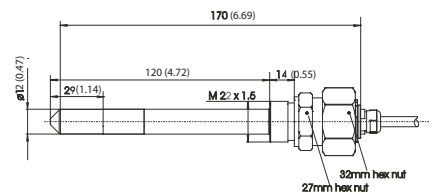
Technical Data


HMP364 for high pressure

Temperature range	-40 ... +180 °C (-40 ... +356 °F)
Pressure range	0 ... 10 MPa
Probe cable length	2,5 or 10 meters
Probe diameter	12 mm
Fitting body M22x1.5	17223
Fitting body NPT1/2	17225

Dimensions

Dimensions in mm (inches)





The HMP365 probe is designed for high temperature environments.

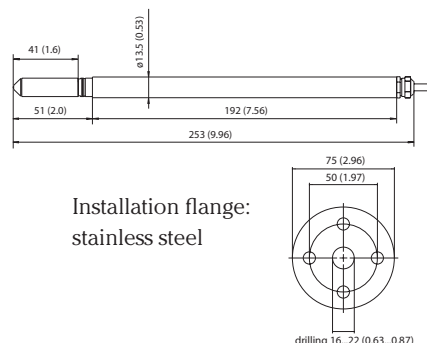
Technical Data

HMP365 for high temperature

Temperature range	-40 ...+180 °C (-40 ...+356 °F)
Probe cable length	2,5 or 10 meters
Probe diameter	13.5 mm
Installation	
Mounting flange	210696
Cable Gland M20x1.5 with splitting seal	HMP247CG

Dimensions

Dimensions in mm (inches)



Installation flange:
stainless steel



The HMP367 probe is constructed to be installed in environments with high humidities.


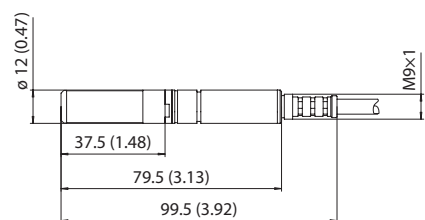
Technical Data

HMP367 for high humidities

Temperature range	-40 ...+180 °C (-40 ...+356 °F)
Probe cable length	2,5 or 10 meters
Probe diameter	12 mm
Installation	
Duct installation kit	210697
Cable Gland M20x1.5 with splitting seal	HMP247CG
Swagelok for 12mm probe, 3/8" ISO thread	SWG12ISO38
Swagelok for 12mm probe, 1/2" NPT thread	SWG12NPT12

Dimensions

Dimensions in mm (inches)



The HMP368 probe enables flexible installation in pressurized pipelines.

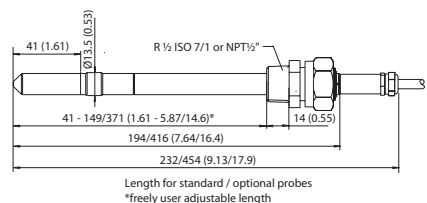
Technical Data

HMP368 for pressurized pipelines

Temperature range	-40 ...+180 °C (-40 ...+356 °F)
Pressure range	0 ...4 MPa
Probe cable length	2,5 or 10 meters
Probe diameter	13.5 mm/12 mm
Two probe lengths available.	
Installation	
Fitting body ISO1/2 solid structure	DRW212076SP
Fitting body NPT1/2 solid structure	NPTFITBODASP
Ball valve ISO 1/2 with welding joint	BALLVALVE-1

Dimensions

Dimensions in mm (inches)



Technical data

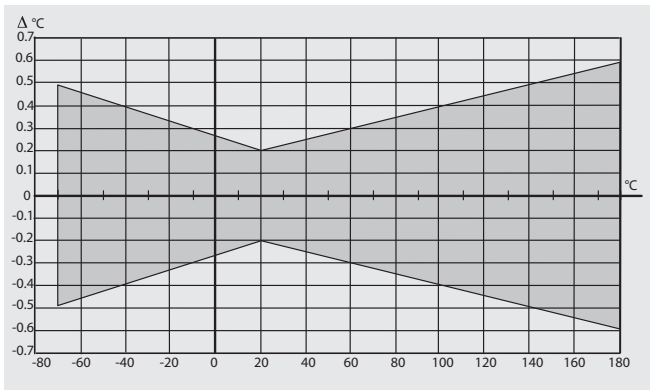
Performance

RELATIVE HUMIDITY

Measurement range	0 ... 100 % RH
Accuracy (including non-linearity, hysteresis, and repeatability)	
with Vaisala HUMICAP® 180 or 180R	for typical applications
at +15 ... +25 °C (59 ... +77 °F)	± 1.0 % RH (0 ... 90 %RH)
	± 1.7 %RH (90 ... 100 %RH)
at -20 ... +40 °C (-4 ... +104 °F)	±(1.0 + 0.008 x reading) %RH
at -40 ... +180 °C (-40 ... +356 °F)	± (1.5 + 0.015 x reading) %RH
with Vaisala HUMICAP® 180 _L 2	for application with demanding chemical environment
at -10 ... +40 °C (14 ... +104 °F)	± (1.0 + 0.01 x reading) %RH
at -40 ... +180 °C (-40 ... +356 °F)	± (1.5 + 0.02 x reading) %RH
Factory calibration uncertainty (+20 °C)	± 0.6 % RH (0 ... 40 %RH)
	± 1.0 % RH (40 ... 97 %RH)
(Defined as ±2 standard deviation limits. Small variations possible, see also calibration certificate.)	
Response time (90 %) at +20 °C (+68 °F) in still air	
with grid filter	8 s / 17 s*
with grid + steel netting filter	20 s / 50 s*
with sintered filter	40 s / 60 s*
* with HUMICAP® 180R sensor	

TEMPERATURE

Measurement range	-40 ... +180 °C (-40 ... +356 °F)
	(depends on selected probe)
Typical accuracy of electronics at +20 °C (+68 °F)	±0.2 °C (0.36 °F)
Typical temperature dependence of electronics	0.005 °C/°C (0.005 °F/°F)
Sensor	Pt 1000 RTD 1/3 Class B IEC 751
Accuracy over temperature range	



OTHER VARIABLES

Optionally available	dewpoint temperature, mixing ratio, absolute humidity, wet bulb temperature.
----------------------	--

Operating environment

Temperature range

operating temp. range for electronics	-40 ... +60 °C (-40 ... +140 °F)
with display	-20 ... +60 °C (-4 ... +140 °F)
storage	-40 ... +70 °C (-40 ... +158 °F)
Pressure range	see probe specifications

Complies with EMC standard EN61326-1, Electrical equipment for measurement, control and laboratory use - EMC requirements; Industrial Environment.

NOTE! IEC 1000-4-5 complies only when using external EXi approved surge arrester in the safe area.

Inputs and outputs

Operating voltage	12 ... 28 V
with serial port (service mode)	15 ... 28 V
Analog outputs	two-wire 4 ... 20 mA, one standard, one optional
Typical accuracy of analog outputs at +20 °C	±0.05% full scale
Typical temperature dependence of analog outputs	0.005% / °C (0.005% / °F) full scale
Analog outputs	connection via safety barriers
RS232C serial output for service use	connector type RJ45
Display	two-line LCD

Mechanics

Connections	screw terminals, 0.33...2.0 mm
	2 wires (AWG 14-22)
Cable bushings	For 7.5...12mm or 10...15mm cable diameters (M20)
Conduit fitting	NPT 1/2" (M20)
Housing material	G-AlSi ₁₀ Mg (DIN 1725)
Housing classification	IP66 (NEMA 4X)
Housing weight	950 g

Options and accessories

Duct installation kit (for HMP363/367)	210697
Mounting flange (for HMP365)	210696
Ball valve ISO 1/2 with welding joint (for HMP368)	BALLVALVE-1
pressure range at +20 °C (+68 °F):	0 ... 20 bar (0 ... 290 psia)
	(during installation max. 10 bar (145 psia))
Calibration adapter for HMK15	211302
Serial interface cable for PC	
connectors RJ45 - D9 female	25905ZZ
Galvanic isolator	212483
Zener barrier (USA & Canada)	210664
Protection cover (for use in the presence of combustible dust, ATEX)	214101
	II 1 D IP65 T = 70 °C

Classification with current outputs

EUROPE / VTT

EU (94/9/EC, ATEX100a)

II 1 G

Ex ia IIC T4 Ga

VTT 09 ATEX 028 X issue No: 1

Safety factors

$U_i = 28 \text{ V}$, $I_i = 100 \text{ mA}$, $P_i = 700 \text{ mW}$

$C_i = 1 \text{ nF}$, L_i negligibly low

Environmental specifications

T_{amb}

$-40 \dots +60 \text{ }^\circ\text{C}$ ($-40 \dots +140 \text{ }^\circ\text{F}$)

P_{amb}

$0.8 \dots 1.1 \text{ bar}$

Dust classification (with protection cover) II 1 D (IP65 $T=70 \text{ }^\circ\text{C}$)

VTT 04 ATEX 023X

USA (FM)

Classes I, II, III, Division 1, Groups A-G and

Division 2, Groups A-D, F and G

FM Project ID: 3010615

Safety factors:

$V_{max} = 28 \text{ VDC}$, $I_{max} = 100 \text{ mA}$,

$C_i = 1 \text{ nF}$, $L_i = 0$, $P_i = 0.7 \text{ W}$, $T_{amb} = 60 \text{ }^\circ\text{C}$ ($140 \text{ }^\circ\text{F}$), T5

JAPAN (TIIS)

Ex ia IIC T4

Code number: TC17897

Safety factors:

$U_i = 28 \text{ VDC}$, $I_i = 100 \text{ mA}$, $C_i = 1 \text{ nF}$,

$P_i = 0.7 \text{ W}$, $L_i = 0$, $T_{amb} = 60 \text{ }^\circ\text{C}$ ($140 \text{ }^\circ\text{F}$)

CANADA (CSA)

Class I

Division 1 and Division 2, Groups A, B, C, D;

Class II

Division 1 and Division 2, Groups G and

Coal Dust;

Class III

CSA File No: 213862 0 000, CSA Report: 1300863

Safety factors:

$T_{amb} = 60 \text{ }^\circ\text{C}$, T4,

Intrinsically safe when connected as per

Installation Drawing DRW213478.

CHINA (PCEC)

Ex ia II CT4

Certificate No. CE092145

Standard GB3836.1-2000 and GB3836.4-2000

IECEX (VTT)

Ex ia IIC T4 Ga

IECEX VTT 09.0002x issue No: 1

Safety factors

$U_i = 28 \text{ V}$, $I_i = 100 \text{ mA}$, $P_i = 700 \text{ mW}$

$C_i = 1 \text{ nF}$, L_i negligibly low

Environmental specification

T_{amb}

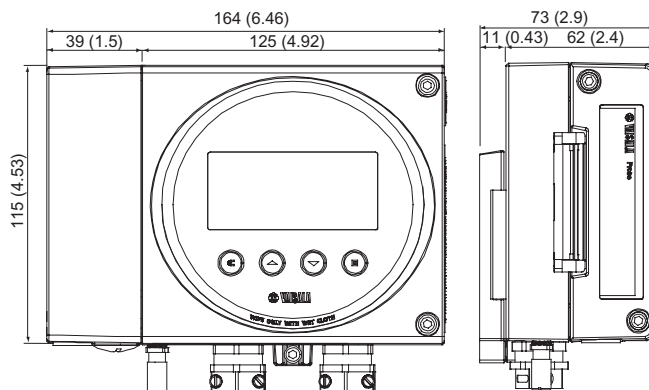
$-40 \dots +60 \text{ }^\circ\text{C}$ ($-40 \dots +140 \text{ }^\circ\text{F}$)

P_{amb}

$0.8 \dots 1.1 \text{ bar}$

Dimensions

Dimensions in mm (inches)



Accessories

		HMT361	HMT363	HMT364	HMT365	HMT367	HMT368
Accessory	part number						
Ball valve ISO 1/2 with welding joint	BALLVALVE-1						√
Cable Gland M20 x 1.5 with splitting seal	HMP247CG		√		√	√	
Duct installation kit	210697		√			√	
Fitting body ISO1/2 solid structure	DRW212076SP						√
Fitting body M22 x 1.5	17223			√			
Fitting body NPT1/2	17225			√			
Fitting body NPT1/2 solid structure	NPTFITBODASP						√
Mounting flange	210696				√		
Swagelok for 12mm probe, 1/2" NPT thread	SWG12NPT12		√			√	
Swagelok for 12mm probe, 3/8" ISO thread	SWG12ISO38		√			√	

VAISALA

For more information, visit
www.vaisala.com or contact
 us at sales@vaisala.com

Ref. B210956EN-A ©Vaisala 2010
 This material is subject to copyright protection, with all
 copyrights retained by Vaisala and its individual partners. All
 rights reserved. Any logos and/or product names are trademarks
 of Vaisala or its individual partners. The reproduction, transfer,
 distribution or storage of information contained in this brochure
 in any form without the prior written consent of Vaisala is strictly
 prohibited. All specifications — technical included — are subject
 to change without notice.

